

**Notice of Hearing 2023-2024 Budget**

The governing body of Unified School District 348 will meet on the 14th day of September 2023 at 6:30 PM at Intermediate Center Elementary Building, 100 Bullpup Drive, Baldwin City, KS 66006 for the purpose of hearing and answering objections of taxpayers relating to the proposed use of all funds and the amount of tax to be levied. Detailed budget information, including budget profile, building needs assessment and Board state assessments review is available at District Office on the district website and will be available at this hearing.

The Amount of 2023 Tax to be Levied and Expenditures (published below) establish the maximum limits of the 2023-2024 Budget. The 'Est. Tax Rate' (column 7), shown for comparative purposes, is subject to slight change depending on final assessed valuation.

	Code 99 Line	2021-2022 Actual		2022-2023 Actual		2023-2024 Proposed Budget		
		Actual Expenditures (1)	Actual Tax Rate* (2)	Actual Expenditures (3)	Actual Tax Rate* (4)	Budgeted Expenditures (5)	Amount of 2023 Tax to be Levied (6)	Est. Tax Rate* (7)
<b>OPERATING</b>								
General	06	9,968,026	20.000	10,376,524	20.000	10,536,826	2,472,783	20.000
Supplemental General (LOB)	08	3,113,889	12.407	3,331,003	7.991	3,331,003	1,809,447	13.073
<b>SPECIAL REVENUE</b>								
Federal Funds	07	795,869		843,859		347,640		
Adult Education	10	0	0.000	0	0.000	0	0	0.000
Preschool-Aged At-Risk	11	65,560		87,569		137,176		
Adult Supplemental Education	12	0		0		0		
At Risk (K-12)	13	701,941		838,600		1,010,697		
Bilingual Education	14	3,394		1,623		4,579		
Virtual Education	15	124,528		127,413		151,200		
Capital Outlay	16	1,086,259	8.000	1,237,217	7.089	2,408,301	982,738	7.100
Driver Training	18	13,242		20,757		38,324		
Declining Enrollment	19	0	0.000	0	0.000	0	0	0.000
Extraordinary School Program	22	0		0		0		
Food Service	24	739,126		806,855		1,318,634		
Professional Development	26	11,474		10,446		30,224		
Parent Education Program	28	205,000		192,243		204,966		
Summer School	29	0		0		0		
Special Education	30	2,685,034		2,809,305		3,041,140		
Cost of Living	33	0	0.000	0	0.000	0	0	0.000
Career and Postsecondary Education	34	590,197		446,382		566,923		
Gifts and Grants	35	23,714		192,378		90,764		
Special Liability Expense Fund	42	0	0.000	0	0.000	0	0	0.000
School Retirement	44	0	0.000	0	0.000	0	0	0.000
Extraordinary Growth Facilities	45	0	0.000	0	0.000	0	0	0.000
Special Reserve Fund	47	0		0		0		
KPERS Special Retirement Contribution	51	1,091,141		1,097,875		1,229,620		
Contingency Reserve	53	19,155		600,000				
Textbook & Student Material Revolving	55	90,947		216,824				
Activity Fund	56	99,732		104,203				
<b>DEBT SERVICE</b>								
Bond and Interest #1	62	2,517,776	14.502	2,527,095	14.488	2,530,170	2,005,399	14.488
Bond and Interest #2	63	0	0.000	0	0.000	0	0	0.000
No-Fund Warrant	66	0	0.000	0	0.000	0	0	0.000
Special Assessment	67	0	0.000	0	0.000	0	0	0.000
Temporary Note	68	0	0.000	0	0.000	0	0	0.000
<b>COOPERATIVES<sup>1</sup></b>								
Special Education	78	0		0		0		
<b>TOTAL USD EXPENDITURES</b>	100	23,946,004	54.909	25,868,171	49.568	26,978,187	7,270,367	54.661
Less: Transfers	105	4,183,450		5,846,260		3,616,795		
<b>NET USD EXPENDITURES</b>	110	19,762,554		20,021,911		23,361,392		
<b>TOTAL USD TAXES LEVIED</b>	115	5,703,148		6,525,208		7,270,367		


<sup>1</sup> Sponsoring District Only

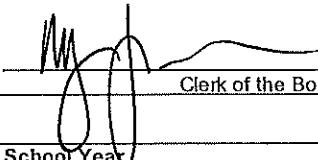
\*Tax Rates are expressed in Mills

Notice of Hearing 2023-2024 Budget

	Code 99 Line	2021-2022 Actual		2022-2023 Actual		2023-2024 Proposed Budget		
		Actual Expenditures (1)	Actual Tax Rate* (2)	Actual Expenditures (3)	Actual Tax Rate* (4)	Budgeted Expenditures (5)	Amount of 2023 Tax to be Levied (6)	Est. Tax Rate* (7)
<b>OTHER</b>								
Historical Museum	80	0	0.000	0	0.000	0	0	0.000
Public Library Board	82	0	0.000	0	0.000	0	0	0.000
Public Library Board Employee Benefits	83	0	0.000	0	0.000	0	0	0.000
Recreation Commission	84	466,514	4.000	534,114	3.944	565,000	553,688	4.000
Rec Comm Emp Benefits & Spec Liab	86	116,613	1.000	133,520	0.986	143,000	138,426	1.000
<b>TOTAL OTHER</b>	<b>120</b>	<b>583,127</b>	<b>5.000</b>	<b>667,634</b>	<b>4.930</b>	<b>708,000</b>	<b>692,114</b>	<b>5.000</b>
<b>TOTAL TAXES LEVIED</b>	<b>125</b>	<b>\$6,128,727</b>		<b>\$7,132,830</b>		<b>\$7,962,481</b>		
Assessed Valuation - General Fund	128	\$99,450,500		\$111,636,510		\$123,639,142		
Assessed Valuation - All Other Funds	130	\$106,394,852		\$125,589,968		\$138,413,832		
Assessed Valuation - Capital Outlay	129	\$105,534,643		\$124,011,720		\$138,413,832		
<b>Outstanding Indebtedness, July 1</b>								
		2021		2022		2023		
General Obligation Bonds	135	18,620,000		16,610,000		14,130,000		
Capital Outlay Bonds	140	0		0		0		
Temporary Note	145	0		0		0		
No-Fund Warrant	150	0		0		0		
Lease Purchase Principal	153	1,992,599		1,774,102		0		
<b>TOTAL USD DEBT</b>	<b>155</b>	<b>20,612,599</b>		<b>18,384,102</b>		<b>14,130,000</b>		

\*Tax Rates are expressed in Mills

  
 Board President


  
 Clerk of the Board

Exceeding the Revenue Neutral Tax Rate for the 2023-2024 School Year

The governing body of Unified School District 348 will meet on the 14th day of September 2023 at 6:00 PM at Intermediate Center Elementary Building, 100 Bullpup Drive, Baldwin City, KS 66006 for the purpose of hearing and answering objections of taxpayers relating to the proposed use of all funds and the amount of tax to be levied. Detailed budget information, including budget profile, is available at District Office and will be available at this hearing.

	Revenue Neutral Tax Rate			2023-2024	
	Actual Tax Levied	Actual Tax Rate	Neutral Tax Rate	Estimated Tax Levied	Est. Tax Rate
General	\$1,989,010	20.000	18.058	\$2,472,783	20.000
Bond and Interest #2	\$0	0.000		\$0	0.000
<b>ALL OTHER FUNDS</b>					
Supplemental General (LOB)	\$1,003,589	7.991		\$1,809,447	13.073
Adult Education	\$0	0.000		\$0	0.000
Capital Outlay	\$873,721	7.089		\$982,738	7.100
Cost of Living	\$0	0.000		\$0	0.000
Special Liability Expense Fund	\$0	0.000		\$0	0.000
Extraordinary Growth Facilities	\$0	0.000		\$0	0.000
Bond and Interest #1	\$1,785,651	14.488		\$2,005,399	14.488
No-Fund Warrant	\$0	0.000		\$0	0.000
Special Assessment	\$0	0.000		\$0	0.000
Temporary Note	\$0	0.000		\$0	0.000
Historical Museum	\$0	0.000		\$0	0.000
Public Library Board	\$0	0.000		\$0	0.000
Public Library Board Employee Benefits	\$0	0.000		\$0	0.000
<b>Sub Total - All Other Funds</b>	<b>\$3,662,961</b>	<b>29.568</b>	<b>26.828</b>	<b>\$4,797,584</b>	<b>34.661</b>

  
 Board President

  
 Clerk of the Board