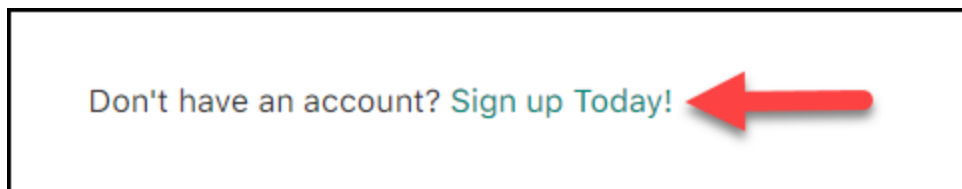


Family Portal: Create Account

Last verified by Michelle Michels on 07-07-2020

Process Steps:

1. Go to <https://family.titank12.com>
2. Click **Sign Up Today!**



3. Enter First Name, Last Name, and Email Address
4. Create Password and Confirm Password

5. Click **Next**

Register

First Name


Last Name

Email

Password

Confirm Password

Next



6. Select Secret Question One and Enter Answer

1. In what city does your nearest sibling live?
2. In what city or town was your first job?
3. What was the name of the company where you had your first job?
4. What school did you attend for sixth grade?

7. Select Secret Question Two and Enter Answer

1. What is your favorite team?
 2. What is your favorite movie?
 3. What is the name of the hospital where you were born?
 4. What was your favorite food as a child?
8. Select Language
1. Armenian
 2. Burmese
 3. Chinese
 4. English
 5. French
 6. Korean
 7. Russian
 8. Spanish
 9. Vietnamese
9. Select Time Zone
1. Pacific Time
 2. Arizona
 3. Mountain Time
 4. Central Time
 5. Eastern Time
10. Click "I Agree to the Terms of Use" Box

11. Click **Create Account**

Register

Secret Question One

In what city does your nearest sibling live? ▼

Answer

Irvine

Secret Question Two

What was your favorite food as a child? ▼

Answer

Spaghetti


Language

English ▼

Time Zone

Pacific Time ▼

I agree to the [Terms of Use](#)

Create Account 

12. Check Email to Verify Account

Registration is complete. Check your email and Click on the included link to activate your account.

[Return Home](#)

© 2014-2019 Titan School Solutions® All Rights Reserved, Version 1.2.0.323-prod
[Terms of Use](#) and our [Privacy Policy](#)

13. Process Complete